Technical Data Systec 1000/1400-11500...1000/1400-16000

Sumitomo (SHI) Demag		Systec 1000/1400	
Model description		1000/1400-11500	1000/1400-16000
International size description		10000-11500	10000-16000

Clamping unit		1000/1400
Clamping Force / Locking Force	[kN]	10000/11000
Max. mould opening stroke	[mm]	1250
Mould height Min./WA211	[mm]	500/600 (Only valid for enlarged max. mould height)
Max./enlarged mould height	[mm]	1200/1500
Daylight between platens max./enl.	[mm]	2450/2750
Mould platen (h x v)	[mm]	1950x1670
Distance between tie bars (h x v)	[mm]	1400x1120
Min. permissible mould diameter (k)	[mm]	950x750
Max mould weight / mov./ fixed	[kg]	1600/10700/10800
Ejection stroke std./enlarged	[mm]	350
Ejection / Retraction force	[kN]	233/121

Injection unit		11500		16000	
Screw diameter	[mm]	110	130	130	145
Screw geometry		standard	standard	standard	standard
L/D ratio		24	20	20	20
Spec. injection pressure (up to 400°C)	[bar]	1971	1412	1809	1454
Cylinder head volume, max.	[cm³]	5797	8097	8827	10981
Max. shot weight (PS, PE*)	[g]	5217	7287	7944	9883
Max. rate of injection					
> Without accumulator [1]	[cm³/s]	786/1179	1098/1647	1284/1284	1589/1598
> With accumulator	[cm³/s]	2281	2721	2721	2642
Plasticising rate (PS, PE*)	**[g/s]**				
> Motor 1 (120 bar) [2]	[g/s]	114/171	162/242	135/202	167/250
> Motor 2 (120 bar) [2]	[g/s]	95/143	135/202	104/156	129/193
> Electr. screw drive(PS/PE*)	[~g/s]	129	126	183	155
Max. screw stroke	[mm]	610		665	
Max. dist. nozz. retract./auto mode [3]	[mm]	860/-		860/-	
Max. nozzle dipping depth (WA650)	[mm]	20		20	
Nozzle sealing force	[kN]	110		110	
Number of heating zones		7		7	
Hopper capacity, optional	[ltr.]	110			

General data		1000/1400-11500		1000/1400-16000	
Oil tank capacity [4]	[ltr.]	2400 / 2000			
Installed electrical rating					
> Pump [2]	[~kW]	110/165			
> Pump ActiveDrive [2]	[~kW]	110/165			
> Electric screw drive (WA313)	[~kW]	115		147	
> Heating capacity of screw cylinder [5]	[~kW]	79	79	79	97
> Capacity with hydraulic drive [2]	[kW]	189/244	189/244	189/244	207/262
> Capacity with electr. drive [6]	[kW]	304/359	304/359	336/391	354/409
Dry cycle time (Euromap 6) [2]	[s-mm]	4,5/3,8-980			
Net weight (without oil) [7]	[~kg]	57881/16380/74261 [8]		57881/21000/78881 [8]	
Transport dimensions (l x w x h)	[~m]	5,82x3,22x3,02 / 7,38x2,59x3,02 [9]			
Motor end projection 1 max. (h)	[mm]	-		-	
Motor end projection 2 max. (h)	[mm]	-	-	-	70
Electric drive projection max. (h)	[mm]	-	-	-	38

The shown specifications reflect the state at the time of printing and refer to the standard cofiguration. We reserve the right to modifiy specifications.

Plasticising rate depends on processing conditions and material employed.

Electrical power supply refers to the standard configuration of the machine.

1) Standard/increased/WA109
2) Standard/increased
3) Only valid for open nozzles (WA650). Carriage travel is shortened with shut-off or extended nozzles
4) First filling / operating
5) Parallel movement of all axis possible
6) standard/increased
7) The net weight of the machine may vary depending on equipment
8) CU/IU/total
9) CU-part/IU-part

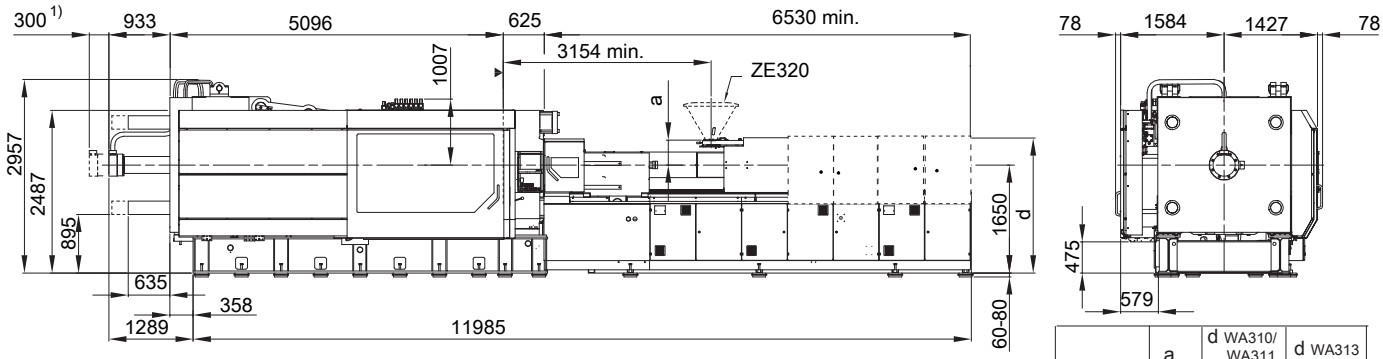

	a	d WA310/ WA311	d WA313
EE 11500	373	2068	2293
EE 16000	383	2068	2293

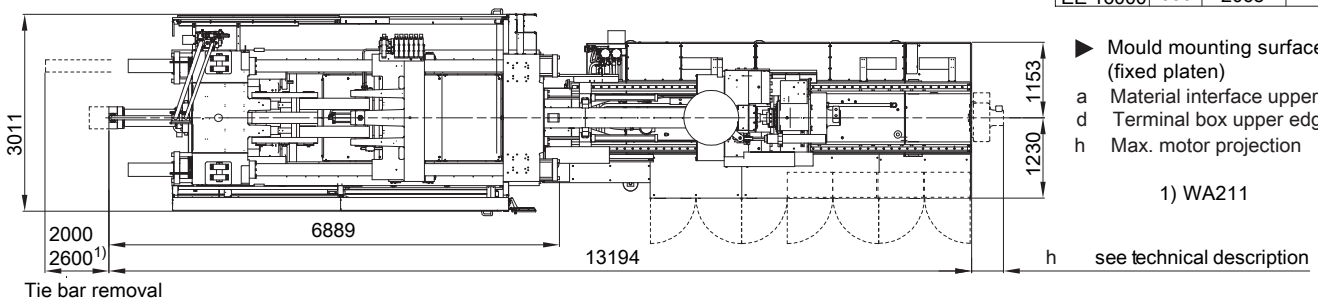

▶ Mould mounting surface (fixed platen)
a Material interface upper edge
d Terminal box upper edge
h Max. motor projection

1) WA211

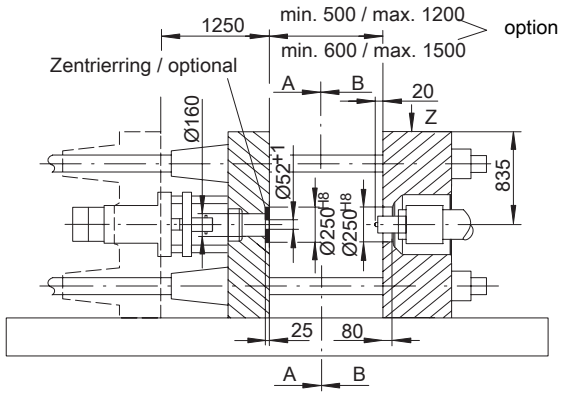

Z Hole pattern for robot/sprue picker on fixed platen (Euromap 18-E17)

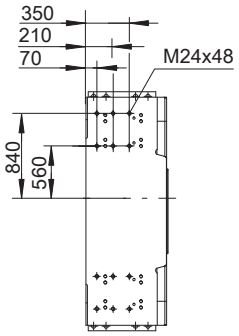

Movable platen
B - B

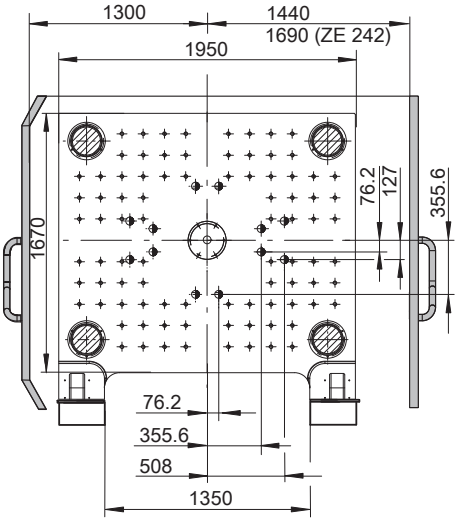

Fixed platen
A - A

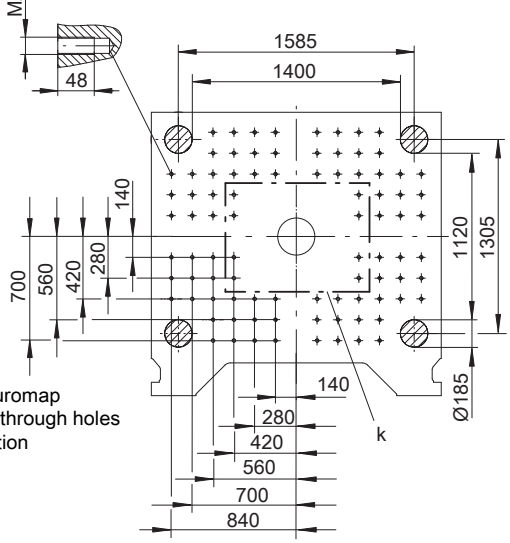

Hole pattern according Euromap
⊕ bore diameter Ø 52+1 through holes
k see Technical Description